



# **Workiva Inc.**

## **Investor Presentation**

# Safe Harbor

This presentation includes forward-looking statements. All statements contained in this presentation other than statements of historical facts, including any statements regarding our future results of operations and financial position, our business strategy and plans and our objectives for future operations, are forward-looking statements. The words "believe," "may," "will," "estimate," "continue," "anticipate," "intend," "expect" and similar expressions are intended to identify forward-looking statements. We have based these forward-looking statements largely on our current expectations and projections about future events and financial trends that we believe may affect our financial condition, results of operations, business strategy, short-term and long-term business operations and objectives, and financial needs. These forward-looking statements are subject to a number of risks, uncertainties and assumptions, including those described in "Risk Factors" in our annual reports on Form 10-K and quarterly reports on Form 10-Q filed with the Securities and Exchange Commission. Moreover, we operate in a very competitive and rapidly changing environment. New risks emerge from time to time. It is not possible for our management to predict all risks, nor can we assess the impact of all factors on our business or the extent to which any factor, or combination of factors, may cause actual results to differ materially from those contained in any forward-looking statements we may make. In light of these risks, uncertainties and assumptions, the future events and trends discussed in this presentation may not occur and actual results could differ materially and adversely from those anticipated or implied in the forward-looking statements.

Although we believe that the expectations reflected in the forward-looking statements are reasonable, we cannot guarantee future results, levels of activity, performance, achievements or events and circumstances reflected in the forward-looking statements will occur. We are under no duty to update any of these forward-looking statements after the date of this presentation to conform these statements to actual results or revised expectations. This presentation has been prepared for informational purposes only from information supplied by us and from third-party sources. Such third-party information has not been independently verified. We make no representation or warranty, expressed or implied, as to the accuracy or completeness of such information.

**By attending or receiving this presentation you acknowledge that you will be solely responsible for your own assessment of the market and our market position and that you will conduct your own analysis and be solely responsible for forming your own view of the potential future performance of our business.**

**Workiva is on a mission to power transparent reporting for a better world.**

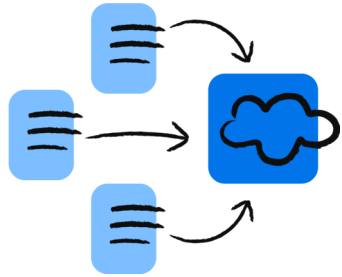
**We build and deliver the world's leading regulatory, financial, and ESG reporting solutions to meet stakeholder demands for action, transparency, and disclosure of financial and non-financial data.**



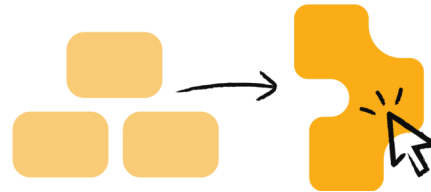
**workiva**

# Right platform. Right solutions. Right time.


Our market opportunity remains strong



**The cloud**



**Digital transformation**



**Remote & hybrid work**



**Disparate data sources**



**Regulations**



**Investor scrutiny**

# Winning Strategy



+



+



+



## Fit-for-Purpose Solutions

**Fit-for-purpose**, best of breed solutions (FR + ESG + GRC) that are better together on our unified platform

## Connected Platform

Best in class **open, connected, intelligent, intuitive platform** unifying and powering our solutions

## Partner Ecosystem

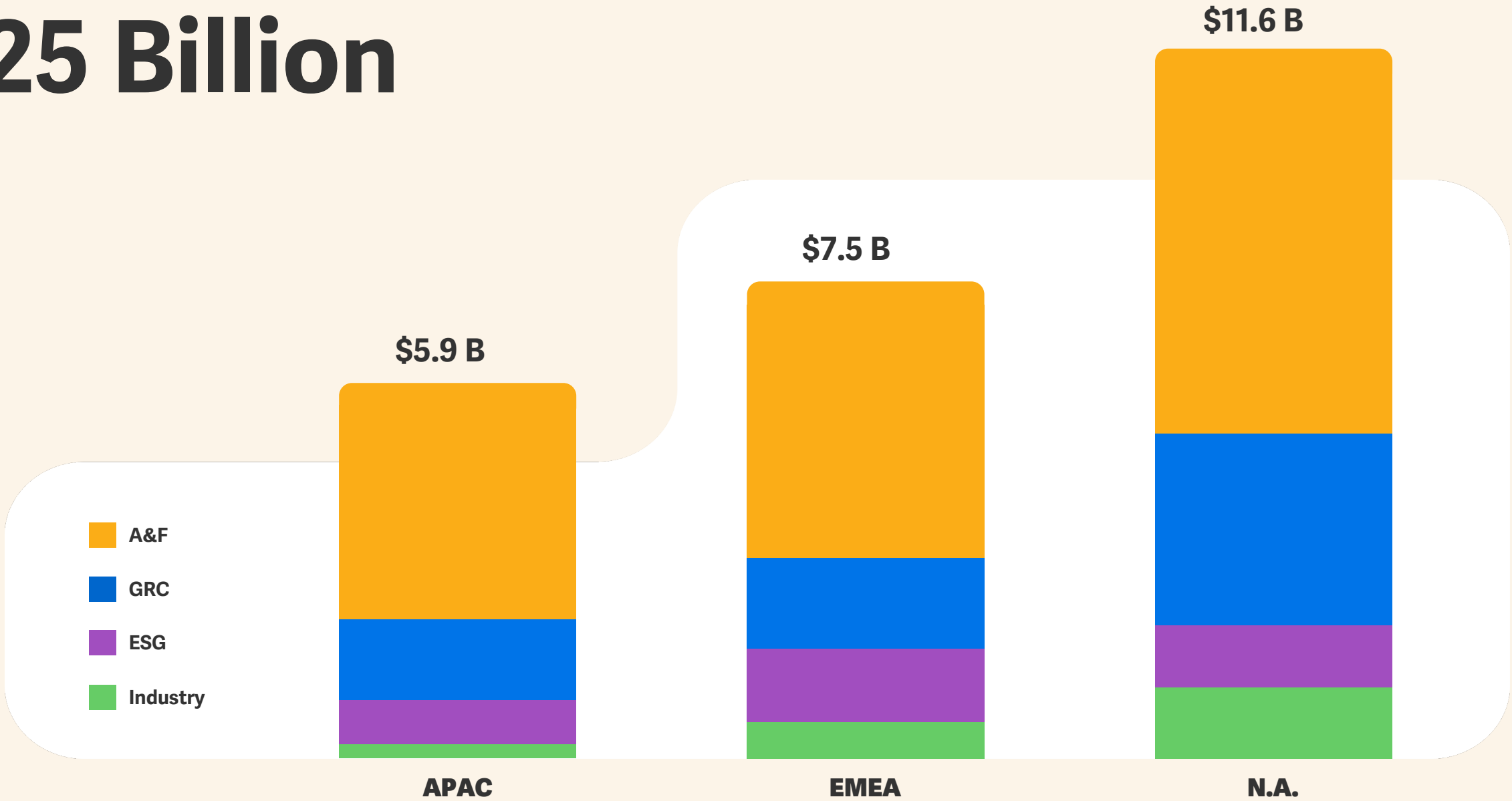
High performing **partner ecosystem** extending and promoting the value of the platform

## Global Excellence

Expanded global footprint with **excellence everywhere** we play

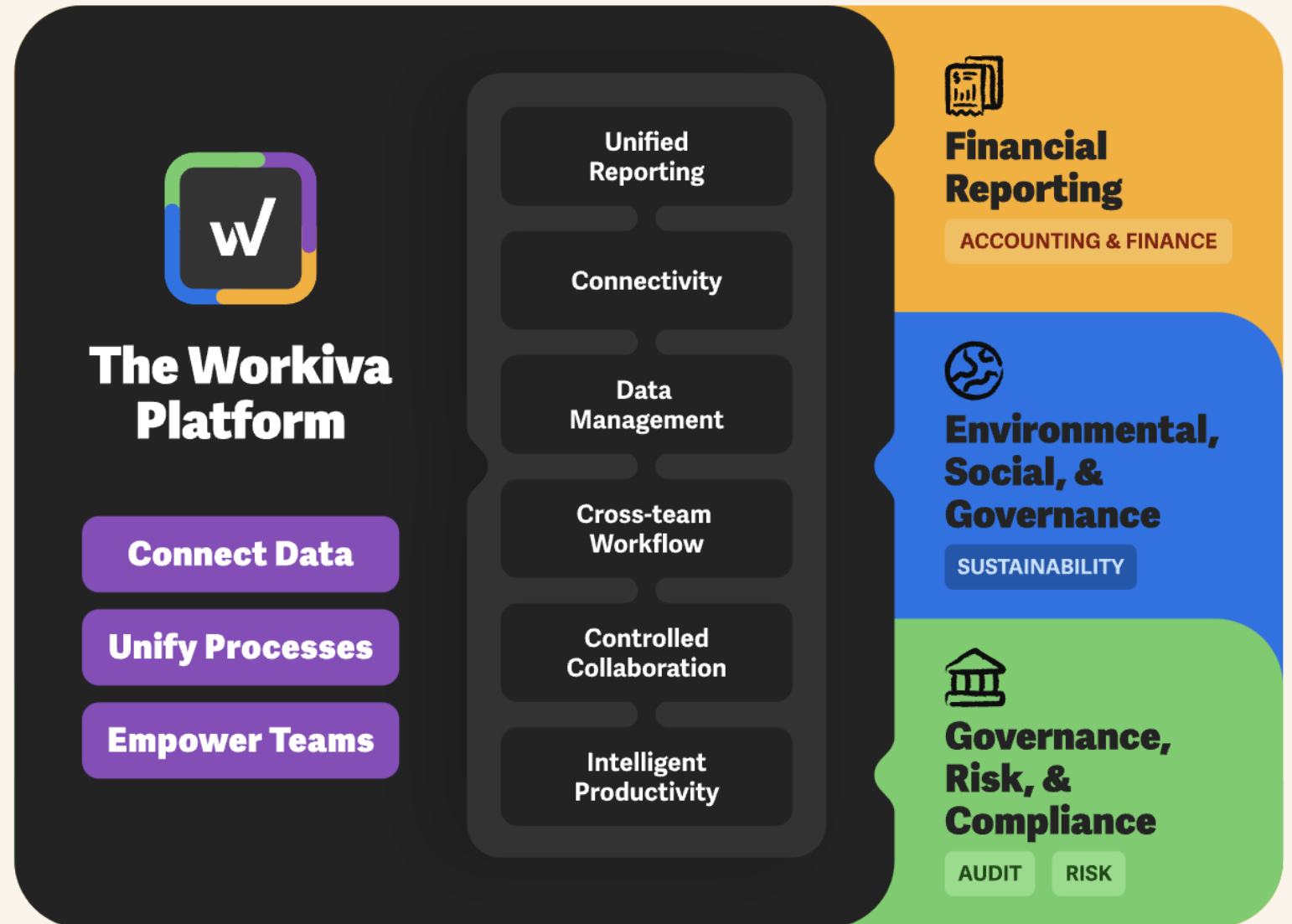
# Large, Untapped Global TAM

# \$25 Billion





# The ONLY unified platform for **Assured Integrated Reporting**





# How Top Teams Automate Financial Reporting

## Financial data that's trusted & accessible

- ✓ Source system integrations
- ✓ Linked data across all usages
- ✓ Flexible formatting
- ✓ Clear auditability
- ✓ Seamless roll-forward

## Stronger business insights to executives & the board

- ✓ Real-time information
- ✓ Standardized formatting
- ✓ Digital reviews
- ✓ Data history & lineage
- ✓ Link narrative, tables, and text

## Improved job satisfaction and reduced turnover

- ✓ Easy to use and learn
- ✓ Control via permissions
- ✓ Single document version
- ✓ Scalable, unlimited users
- ✓ XBRL support

## Solutions for Accounting & Finance Teams

SEC Reporting

Financial Statement Automation

Board Reporting

Capital Market Transactions

Global Statutory Reporting

ESG Reporting

ESEF

SOX Compliance

Internal Management Reporting

# Chosen by the best Accounting & Finance teams



More than 6,000 organizations use the Workiva platform across the globe. [Discover more here!](#)

❏  
I can't imagine what life would be like without [Workiva].

Jordan Brackett  
VP and Controller  
[Solenis](#)

❏  
As an entry is booked into SAP software, we can rerun our chains and data and spit out financial statements **within minutes** as opposed to waiting an entire day.

Riley Drummond  
Supervisor of Financial Reporting  
[Southwest](#)

❏  
We have a lot more **trust** in our data.

David Conley  
Head of Reporting  
[Challenger](#)

# Build Risk Resilience with the leading GRC Platform

## Increase trust and transparency

- ✓ Workflow & Task Management
- ✓ Role-Based Permissions
- ✓ Unlimited Users
- ✓ Connected Financial & ESG Data
- ✓ Robust Audit Trail

## Save time and focus on value-added work

- ✓ Powerful Data Linking
- ✓ Automated PBC Requests
- ✓ Dynamic Test Forms
- ✓ Live Status Tracking
- ✓ 3,000+ Templates

## Drive smarter, data-driven decisions

- ✓ Risk Heatmaps & Dashboards
- ✓ Built-In Audit Analytics
- ✓ Source System Integrations
- ✓ Certifications & Assessments
- ✓ Streamlined Issues Management

## Solutions for Audit & Risk Teams

Audit Management

SOX Compliance

Controls Management

Enterprise Risk Management

Policies and Procedures

OMB A-123

ESG Risk & Assurance

IT Risk & Compliance

Operational Risk Management

FORRESTER  
WAVE  
LEADER 2021

Governance, Risk, And  
Compliance Platforms

Established  
as A Leader in  
the Forrester Wave™

workiva

Get The Report

# Chosen by the best Audit & Risk teams



More than 6,000 organizations use the Workiva platform. [Discover more here!](#)



I don't know of any other platform that can do everything Workiva can in such an easy way.



**Udo Burger**  
Manager Business Process Controls, Orion Engineered Carbons



We have **one source of truth** for our controls, data, and all of our information in the Workiva platform. That has been a night and day difference.



**Lindsay Rael**  
VP Internal Audit  
Flowserve

# ESG Regulations Gaining Traction Across the Globe



## United States

- SEC Climate Disclosure Rule approved in March, 2024.
- California climate disclosure rules SB 253, SB 261 passed into law.



## European Union

- CSRD: First round of companies to report in 2025 on fiscal 2024 results
- CSDDD approved by the Council of the EU in March 2024
- Draft ESEF XBRL taxonomy published Feb 9, 2024



## APAC

- NZ, Singapore, HK, and Japan have adopted limited disclosure requirements
- TCFD across all regions
- More expansive disclosure regulations expected through 2025



## Global

- International Sustainability Standards Board (ISSB) standards published.
- TCFD work transitioned to the ISSB (IFRS Foundation)

# A Platform for ESG & Sustainability

## Drive transformation and agility with value-added work

- ✓ Real time collaboration
- ✓ Assign ESG data requests
- ✓ Track status of workflows
- ✓ Navigate full metrics library
- ✓ One hub to empower teams

## Enhance consistency and trust with a single source of truth

- ✓ Frameworks at your fingertips
- ✓ UNSDG, TCFD, GRI & SASB
- ✓ Streamlined alignment
- ✓ Consistency and standards
- ✓ Customization as needs evolve

## Increase core team efficiency with a successful on ramp

- ✓ Support with starting ESG Customer-inspired templates
- ✓ Simplified implementation
- ✓ Regulatory compliance
- ✓ Fit-for-purpose flexibility

## Solutions for ESG & Sustainability Teams:

Frameworks Management

ESG Data Collection

ESG Regulatory Disclosures

ESG Questionnaires

Annual Reports

Sustainability Reports



Accelerate your ESG journey with the Workiva resource hub

# Chosen by the best ESG & Sustainability teams



More than 6,000 organizations use the Workiva platform across the globe. [Discover more here!](#)




Our leadership really demonstrated that ESG is a top-level priority. It's an end-to-end solution. I didn't see anyone who came **close**.



**Aya Kiy**  
Associate Director, ESG–Legal  
Cognizant

# PLATFORM ACCOUNT EXPANSION


Assured Integrated Reporting 

Canadian based Real Estate and Asset Management company

Purchased: Management reporting+Controls management+Risk management+ESG

Existing: SEC + ESG + Management reporting

# PLATFORM ACCOUNT EXPANSION

Assured Integrated Reporting 

North American Financial Cooperative

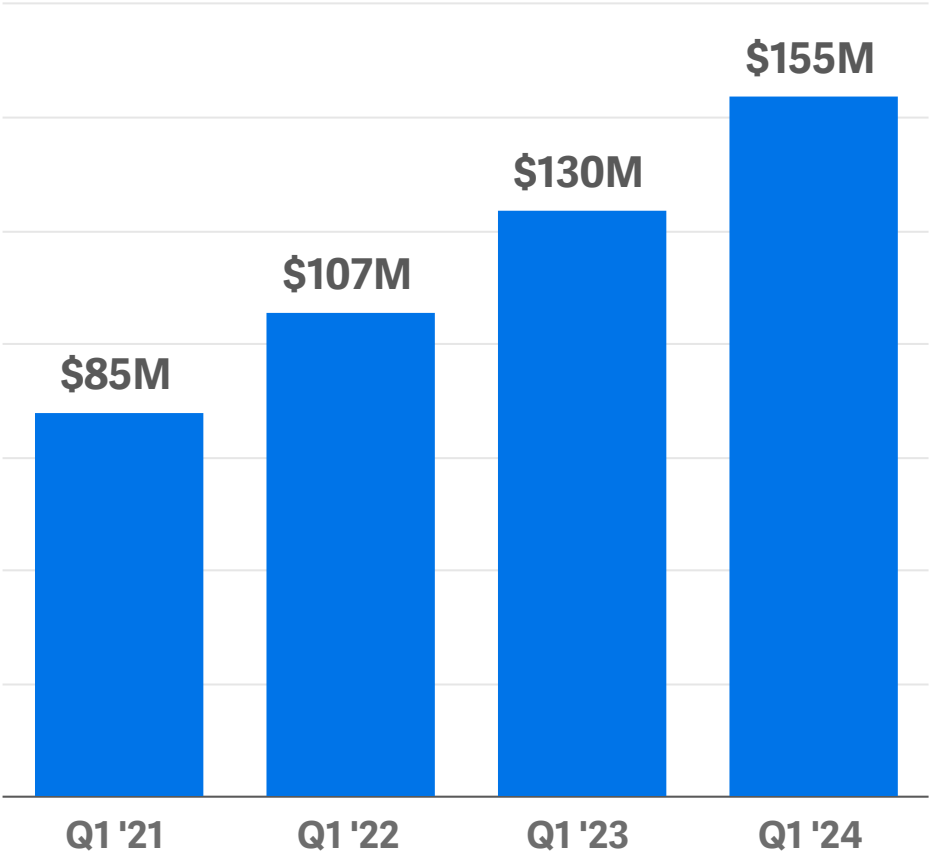
Added Controls management solution

Existing: ESG+SEC+Financial services solutions



# Q1 2024 Highlights

Subscription Revenue

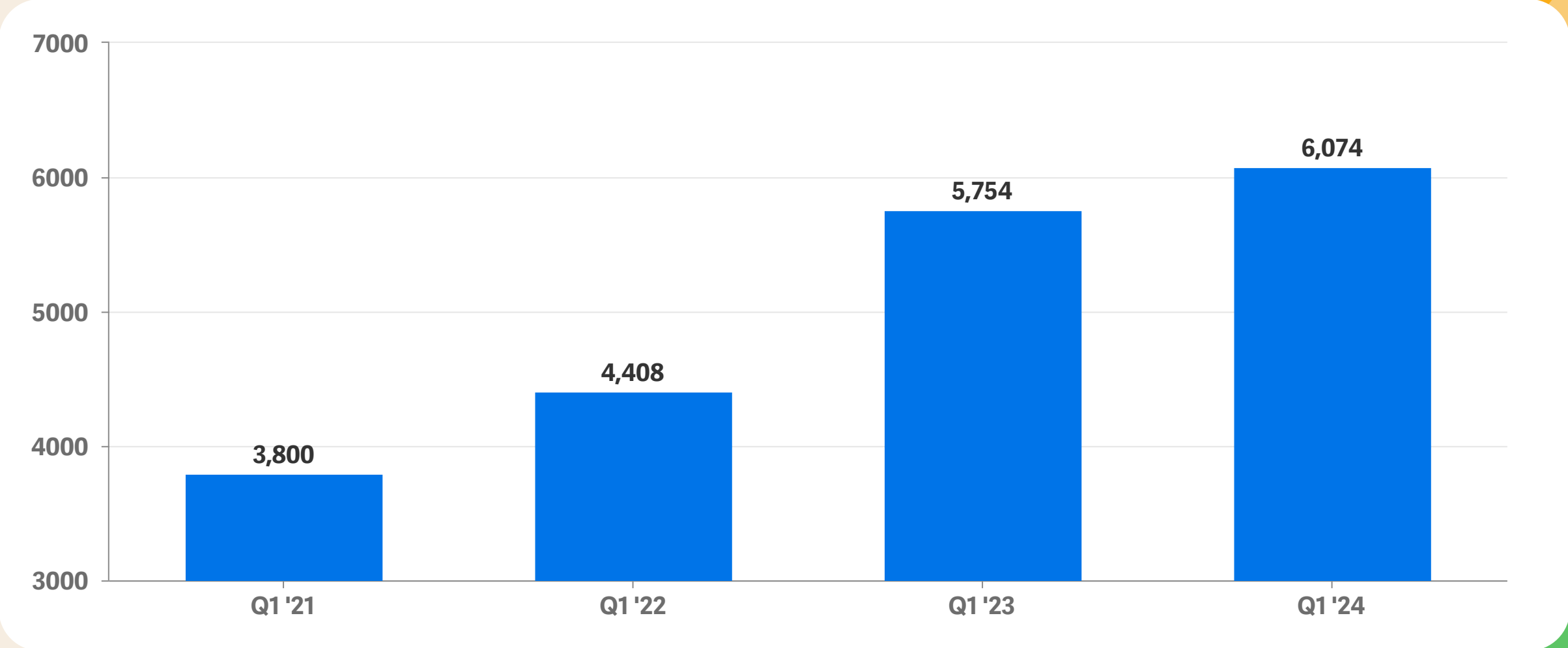


= **20%** Q1 '24 Subscription Revenue Growth

= **98%** Q1 '24 Gross dollar retention

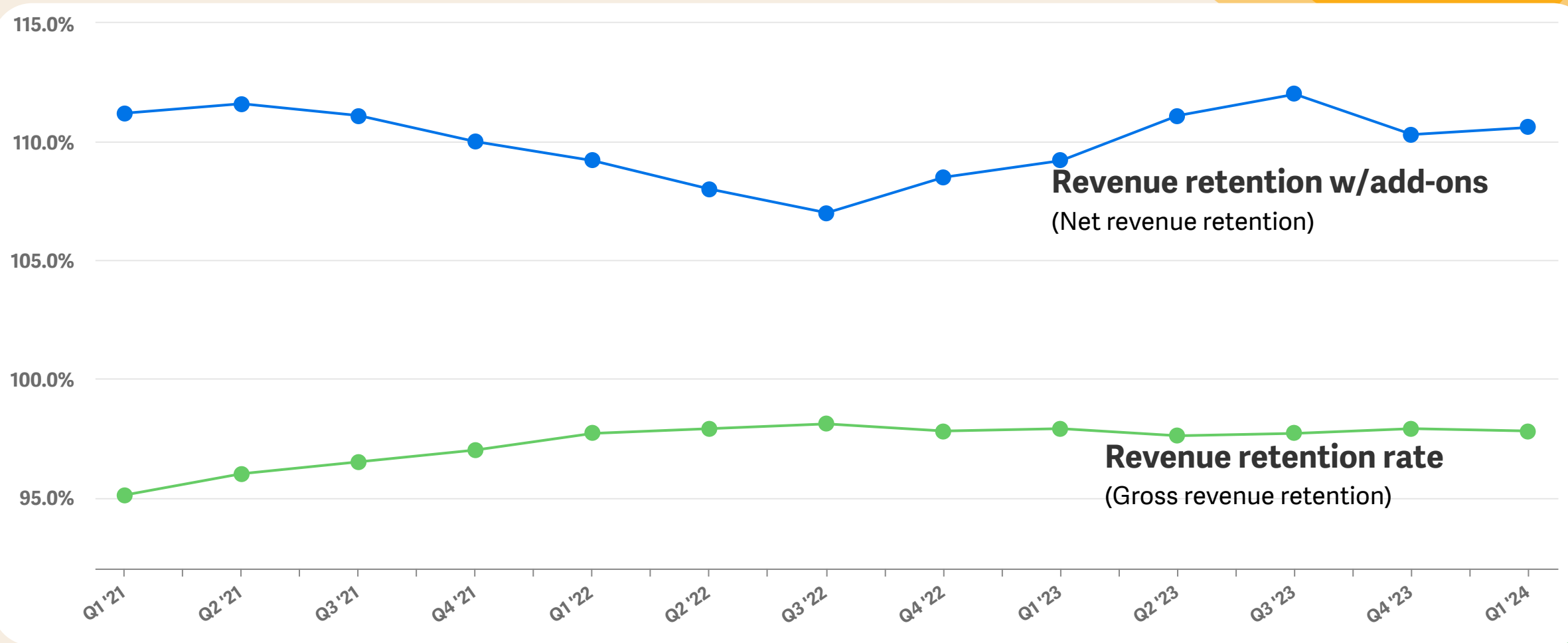
= **111%** Q1 '24 Net dollar retention with add-ons

# Growth in New Customer Logos

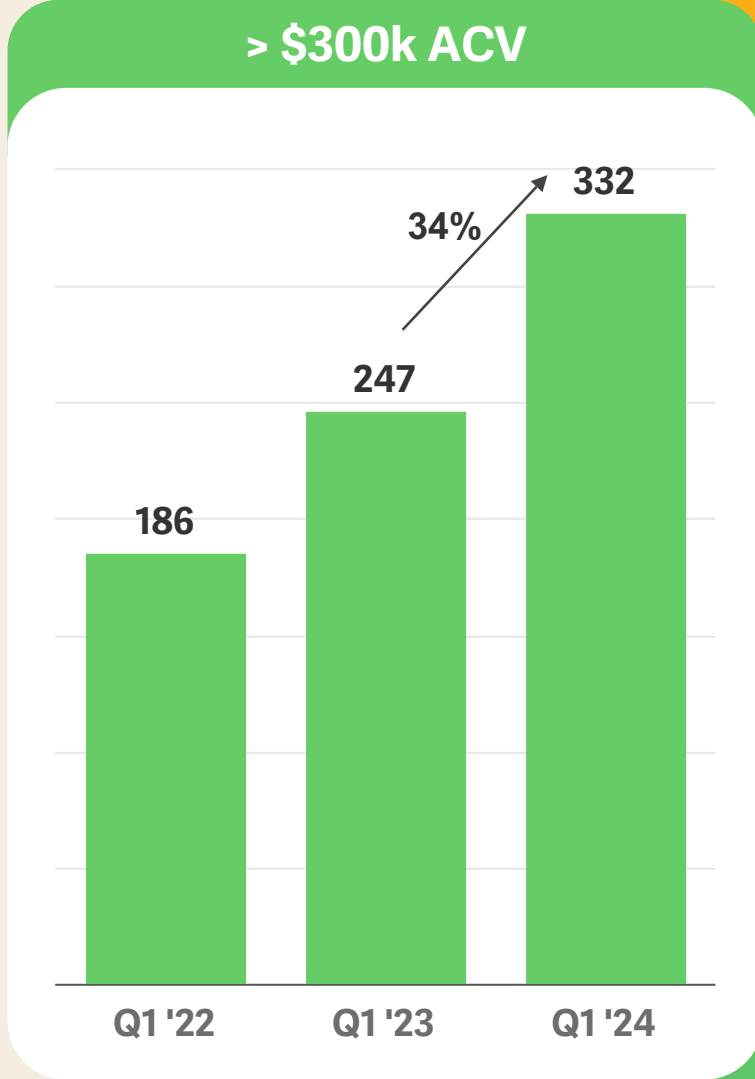
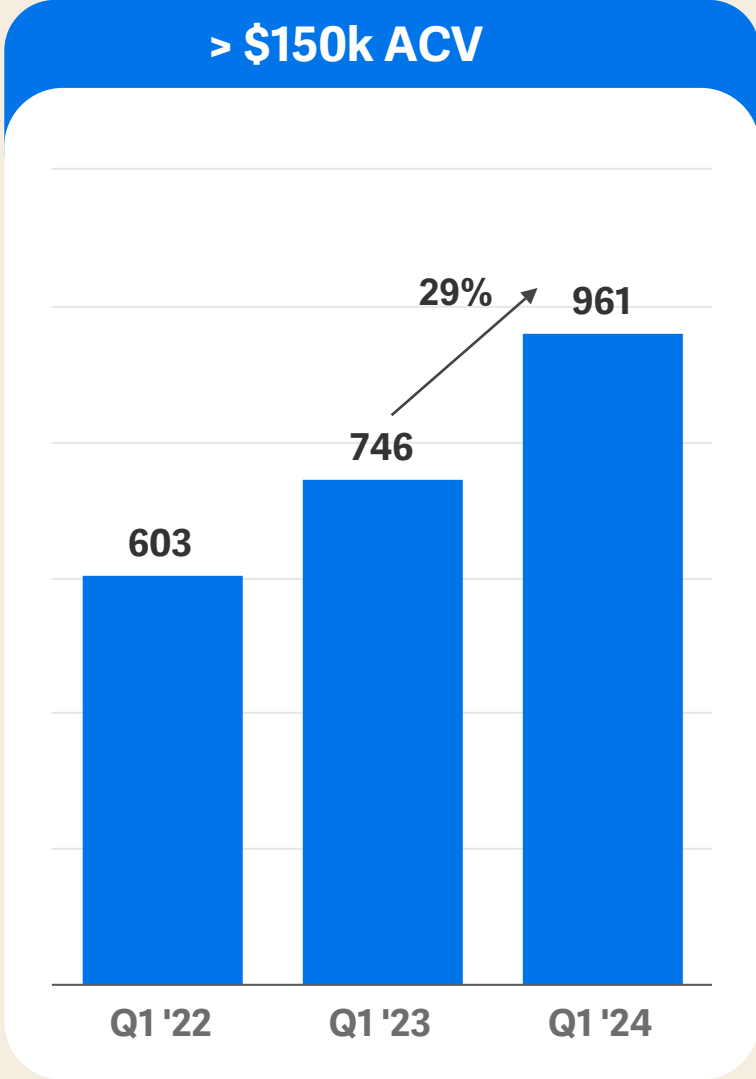
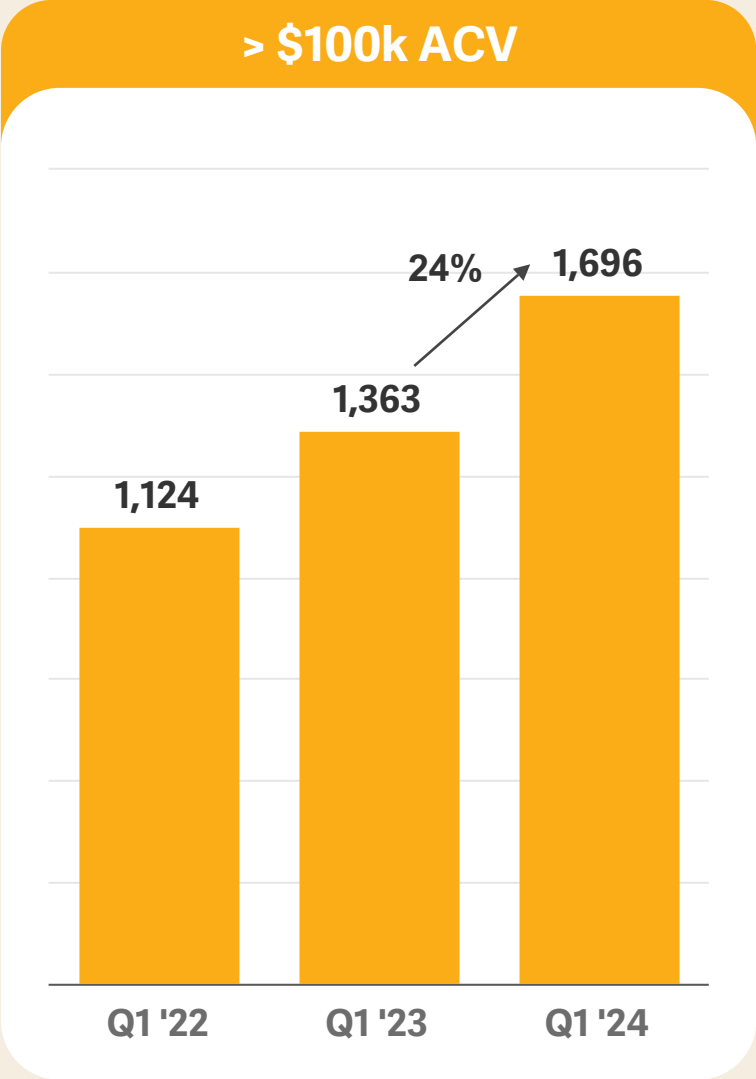


*\*Logo growth from 2022 to 2023 includes customers added in the acquisition of ParsePort*

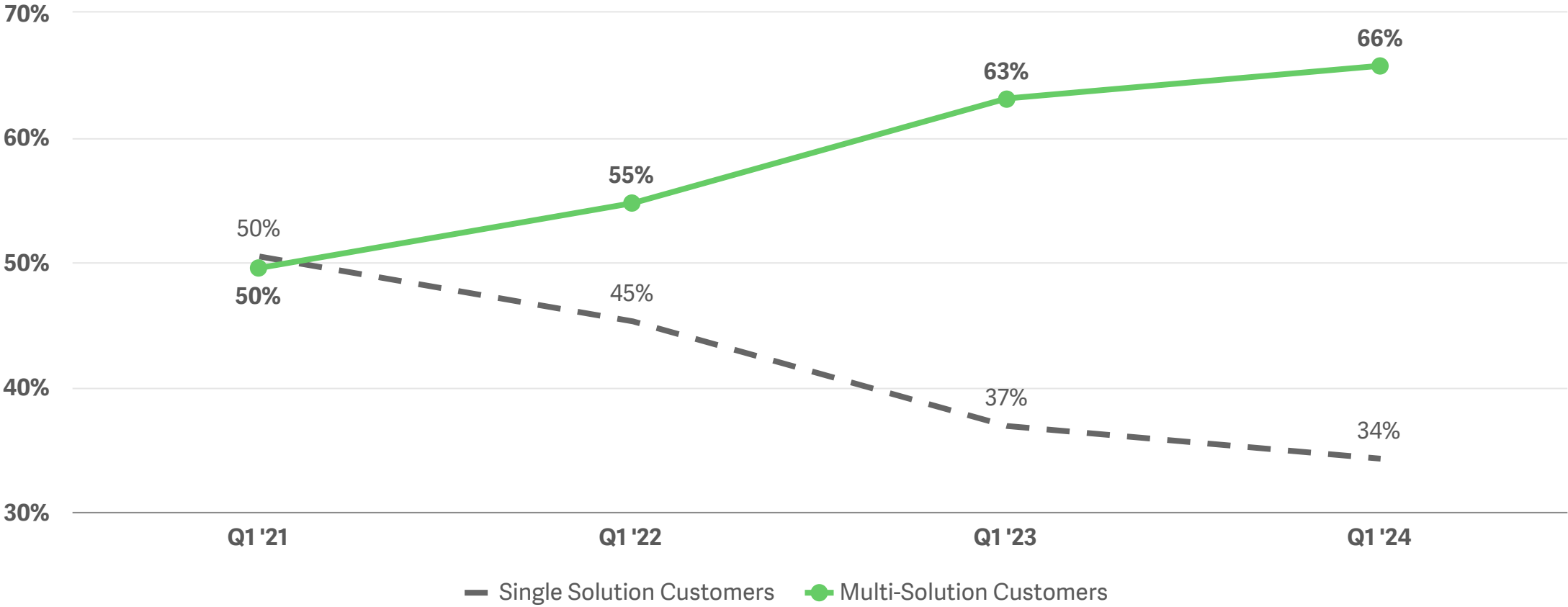
# Revenue Retention Remains Strong



# Growth in Large ACV Customers

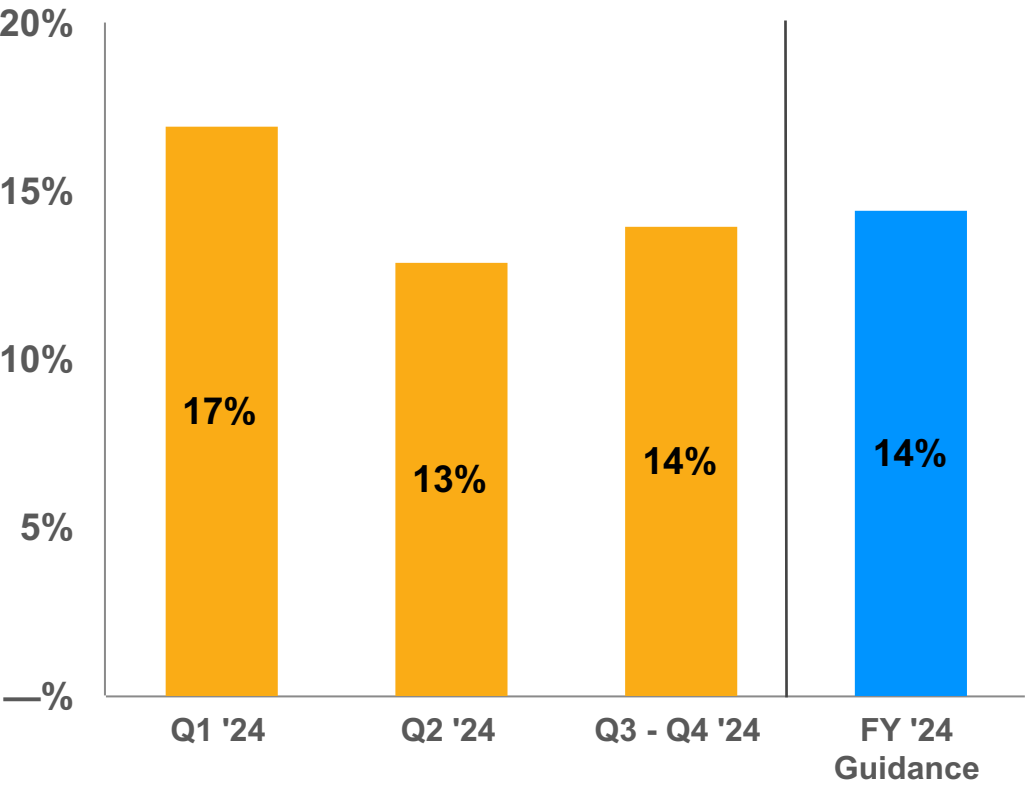


# Subscription Revenue by Customer Type

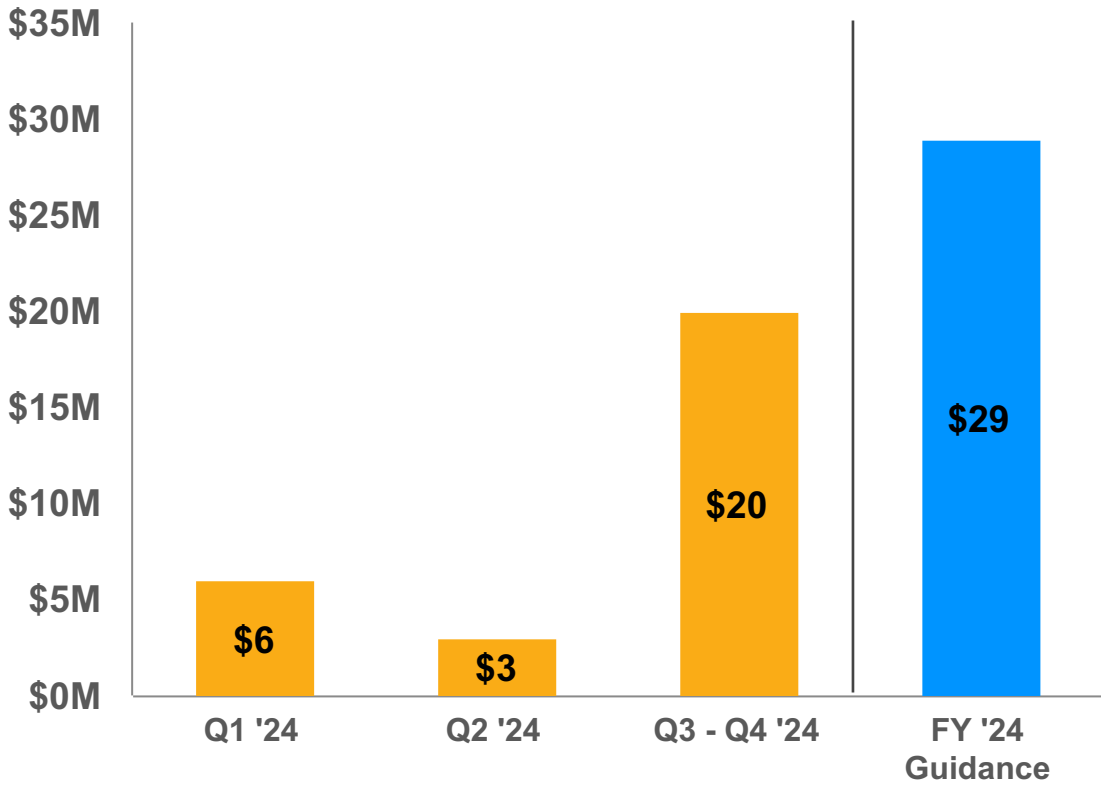


# 2024 Guidance Summary\*

## Total Revenue Growth Rate



## Non-GAAP Operating Profit



\*Guidance at Mid-Point

# Operating Model

Percentage of Revenue	2021-A	2022-A	2023 -A	2024 YTD	2027-Target
Subscription & support revenue	86%	86%	89%	88%	~92%
Professional services revenue	14%	14%	11%	12%	~8%
Consolidated gross margin*	78%	77%	77%	78%	~82%
Research & development*	24%	25%	24%	23%	~19%
Sales & marketing*	37%	42%	41%	42%	~32%
General & administrative*	12%	12%	10%	9%	~9%
<b>Operating Margin — Non GAAP</b>	5%	(2)%	2%	3%	~22%

\*Non-GAAP

Note: Figures have been rounded for presentation purposes. Discrepancies may occur due to rounding.

# Non-GAAP Reconciliation



# Reconciliation of GAAP to Non-GAAP - presented as a percentage of revenue

	2021	2022	2023	2024 - YTD
<b>Gross margin</b>	<b>77%</b>	<b>76%</b>	<b>76%</b>	<b>76%</b>
Add back: Stock-based compensation	1%	1%	1%	1%
<b>Gross margin, non-GAAP</b>	<b>78%</b>	<b>77%</b>	<b>77%</b>	<b>78%</b>
<b>Research and development</b>	<b>26%</b>	<b>28%</b>	<b>27%</b>	<b>26%</b>
Less: Stock-based compensation	2%	2%	3%	3%
Less: Amortization of acquisition-related intangibles	—%	1%	1%	1%
<b>Research and development, non-GAAP</b>	<b>24%</b>	<b>25%</b>	<b>24%</b>	<b>23%</b>
<b>Sales and marketing</b>	<b>40%</b>	<b>46%</b>	<b>46%</b>	<b>47%</b>
Less: Stock-based compensation	3%	4%	4%	5%
<b>Sales and marketing, non-GAAP</b>	<b>37%</b>	<b>42%</b>	<b>41%</b>	<b>42%</b>
<b>General and administrative</b>	<b>17%</b>	<b>19%</b>	<b>18%</b>	<b>14%</b>
Less: Stock-based compensation	5%	6%	7%	5%
<b>General and administrative, non-GAAP</b>	<b>12%</b>	<b>12%</b>	<b>10%</b>	<b>9%</b>
<b>Loss from operations</b>	<b>(7)%</b>	<b>(17)%</b>	<b>(15)%</b>	<b>(10)%</b>
Add back: Stock-based compensation	11%	13%	16%	13%
Add back: Amortization of acquisition-related intangibles	—%	1%	1%	1%
<b>(Loss) income from operations, non-GAAP</b>	<b>5%</b>	<b>(2)%</b>	<b>2%</b>	<b>3%</b>

Note: Figures have been rounded for presentation purposes. Discrepancies may occur due to rounding.

## Reconciliation of GAAP to Non-GAAP Guidance - (in Thousands)

	Q1 '24	Q2 '24	Q3 - Q4 '24	2024
<b>Loss from Operations, GAAP*</b>	<b>\$(18,283)</b>	<b>\$(23,000)</b>	<b>\$(32,717)</b>	<b>\$(74,000)</b>
Add back: Stock-based compensation	23,007	24,700	50,293	98,000
Add back: Amortization of acquisition-related intangibles	1,302	1,300	2,398	5,000
<b>Income from Operations, non-GAAP*</b>	<b>\$6,026</b>	<b>\$3,000</b>	<b>\$19,974</b>	<b>\$29,000</b>

\*Guidance at Mid-Point