



Workiva Inc.

Q2 2023 Investor Presentation

Safe Harbor

This presentation includes forward-looking statements. All statements contained in this presentation other than statements of historical facts, including any statements regarding our future results of operations and financial position, our business strategy and plans and our objectives for future operations, are forward-looking statements. The words "believe," "may," "will," "estimate," "continue," "anticipate," "intend," "expect" and similar expressions are intended to identify forward-looking statements. We have based these forward-looking statements largely on our current expectations and projections about future events and financial trends that we believe may affect our financial condition, results of operations, business strategy, short-term and long-term business operations and objectives, and financial needs. These forward-looking statements are subject to a number of risks, uncertainties and assumptions, including those described in "Risk Factors" in our annual reports on Form 10-K and quarterly reports on Form 10-Q filed with the Securities and Exchange Commission. Moreover, we operate in a very competitive and rapidly changing environment. New risks emerge from time to time. It is not possible for our management to predict all risks, nor can we assess the impact of all factors on our business or the extent to which any factor, or combination of factors, may cause actual results to differ materially from those contained in any forward-looking statements we may make. In light of these risks, uncertainties and assumptions, the future events and trends discussed in this presentation may not occur and actual results could differ materially and adversely from those anticipated or implied in the forward-looking statements.

Although we believe that the expectations reflected in the forward-looking statements are reasonable, we cannot guarantee future results, levels of activity, performance, achievements or events and circumstances reflected in the forward-looking statements will occur. We are under no duty to update any of these forward-looking statements after the date of this presentation to conform these statements to actual results or revised expectations. This presentation has been prepared for informational purposes only from information supplied by us and from third-party sources. Such third-party information has not been independently verified. We make no representation or warranty, expressed or implied, as to the accuracy or completeness of such information.

By attending or receiving this presentation you acknowledge that you will be solely responsible for your own assessment of the market and our market position and that you will conduct your own analysis and be solely responsible for forming your own view of the potential future performance of our business.

Workiva is on a mission to power transparent reporting for a better world.

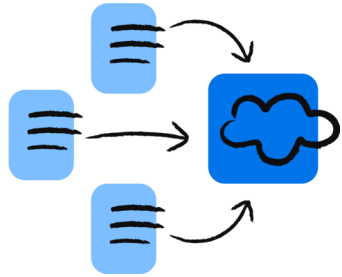
We build and deliver the world's leading regulatory, financial, and ESG reporting solutions to meet stakeholder demands for action, transparency, and disclosure of financial and non-financial data.



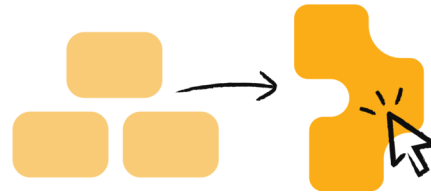
workiva

Right platform. Right solutions. Right time.


Our market opportunity remains strong



The cloud



Digital transformation



Remote & hybrid work



Disparate data sources



Regulations



Investor scrutiny

Winning Strategy



+



+



+



Fit-for-Purpose Solutions

Fit-for-purpose, best of breed solutions (FR + ESG + GRC) that are better together on our unified platform

Connected Platform

Best in class **open, connected, intelligent, intuitive platform** unifying and powering our solutions

Partner Ecosystem

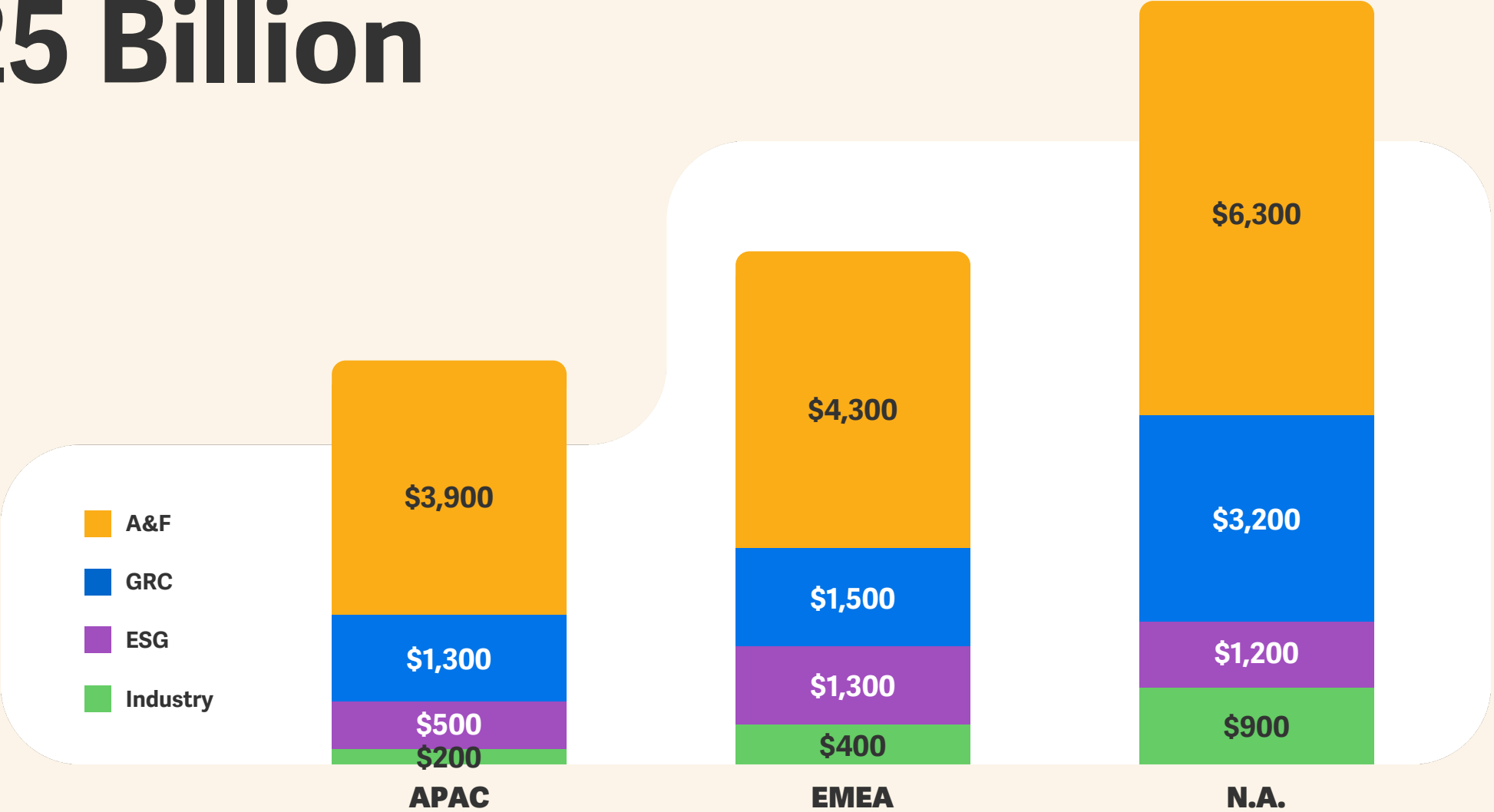
High performing **partner ecosystem** extending and promoting the value of the platform

Global Excellence

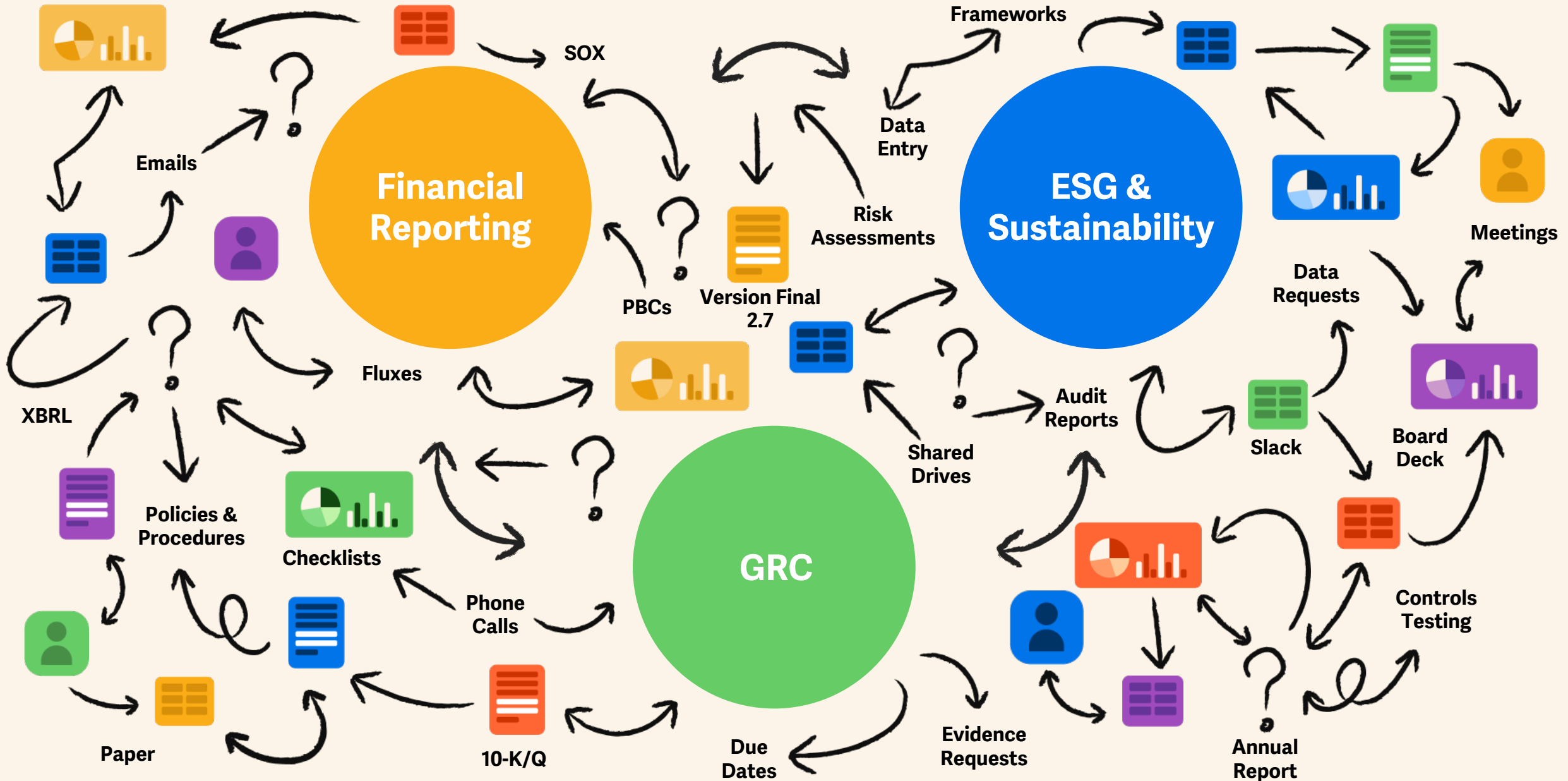
Expanded global footprint with **excellence everywhere** we play

Large and Growing Global TAM

\$25 Billion



Complexity is only growing.




The ONLY
unified
platform for
financial
reporting,
ESG, and **GRC.**



FR



ESG




GRC

+

+

TEAMS



A Platform to Automate Financial Reporting

Financial data that's trusted & accessible

- ✓ Source system integrations
- ✓ Linked data across all usages
- ✓ Flexible formatting
- ✓ Clear auditability
- ✓ Seamless roll-forward

Stronger business insights to executives & the board

- ✓ Real-time information
- ✓ Standardized formatting
- ✓ Digital reviews
- ✓ Data history & lineage
- ✓ Link narrative, tables, and text

Improved job satisfaction and reduced turnover

- ✓ Easy to use and learn
- ✓ Control via permissions
- ✓ Single document version
- ✓ Scalable, unlimited users
- ✓ XBRL support

Solutions for Accounting & Finance Teams

SEC Reporting

Financial Statement Automation

Board Reporting

Capital Market Transactions

Global Statutory Reporting

ESG Reporting

ESEF

SOX Compliance

Internal Management Reporting

Chosen by the best Accounting & Finance teams



More than 5,700 organizations use the Workiva platform across the globe. [Discover more here!](#)

❏
I can't imagine what life would be like without [Workiva].

Jordan Brackett
VP and Controller
[Solenis](#)

❏
As an entry is booked into SAP software, we can rerun our chains and data and spit out financial statements **within minutes** as opposed to waiting an entire day.

Riley Drummond
Supervisor of Financial Reporting
[Southwest](#)

❏
We have a lot more **trust** in our data.

David Conley
Head of Reporting
[Challenger](#)

A Market Leading GRC Platform

Increase trust and transparency

- ✓ Workflow & Task Management
- ✓ Role-Based Permissions
- ✓ Unlimited Users
- ✓ Connected Financial & ESG Data
- ✓ Robust Audit Trail

Save time and focus on value-added work

- ✓ Powerful Data Linking
- ✓ Automated PBC Requests
- ✓ Dynamic Test Forms
- ✓ Live Status Tracking
- ✓ 3,000+ Templates

Drive smarter, data-driven decisions

- ✓ Risk Heatmaps & Dashboards
- ✓ Built-In Audit Analytics
- ✓ Source System Integrations
- ✓ Certifications & Assessments
- ✓ Streamlined Issues Management

Solutions for Audit & Risk Teams

Audit Management

SOX Compliance

Controls Management

Enterprise Risk Management

Policies and Procedures

OMB A-123

ESG Risk & Assurance

IT Risk & Compliance

Operational Risk Management

FORRESTER
WAVE
LEADER 2021

Governance, Risk, And
Compliance Platforms


Established
as A Leader in
the Forrester Wave™

workiva

Get The Report

[Forrester Report Access](#)

Chosen by the **best** Audit & Risk teams across the globe



More than 5,700 organizations use the Workiva platform. [Discover more here!](#)



I don't think Workiva has a peer as far as breadth of **vision and technology and track record.**



David Gamble
Chief Audit Executive
SmileDirectClub



I don't know what we would be doing right now without Workiva. Everything we have is in Workiva, and it has literally been a **game-changer for us.**



Nancy Jordan
VP Internal Audit
Cornerstone Building Brands

ESG Regulations Gaining Traction Across the Globe



United States

- SEC Climate Disclosure Rule further clarity in October 2023
- Expected Climate Adoption: 2024-2025
- California, 2 ESG bills at state assembly



European Union

- CSRD extending ESG scope (audit required)
- July 31st, EU approved EFRAG's reporting standards
- **Passed into law**
- Scheduled Adoption: 2025 (2024 filing year)



United Kingdom

- Multiple UK Government Regulators
- TCFD in annual report
- Passed in 2021
- Scheduled Adoption: 2022-2024



APAC

- NZ, Singapore, HK, and Japan have adopted limited disclosure requirements
- TCFD across all regions
- More expansive disclosure regulations expected through 2025

Chosen by the best ESG & Sustainability teams



More than 5,700 organizations use the Workiva platform across the globe. [Discover more here!](#)



Our leadership really demonstrated that ESG is a top-level priority. It's an end-to-end solution. I didn't see anyone who came **close**.



Aya Kiy
Associate Director, ESG–Legal
Cognizant

A Platform for ESG & Sustainability

Drive transformation and agility with value-added work

- ✓ Real time collaboration
- ✓ Assign ESG data requests
- ✓ Track status of workflows
- ✓ Navigate full metrics library
- ✓ One hub to empower teams

Enhance consistency and trust with a single source of truth

- ✓ Frameworks at your fingertips
- ✓ UNSDG, TCFD, GRI & SASB
- ✓ Streamlined alignment
- ✓ Consistency and standards
- ✓ Customization as needs evolve

Increase core team efficiency with a successful on ramp

- ✓ Support with starting ESG Customer-inspired templates
- ✓ Simplified implementation
- ✓ Regulatory compliance
- ✓ Fit-for-purpose flexibility

Solutions for ESG & Sustainability Teams:

Frameworks Management

ESG Data Collection

ESG Regulatory Disclosures

ESG Questionnaires


Annual Reports

Sustainability Reports



Accelerate your ESG journey with the Workiva resource hub

PLATFORM ACCOUNT EXPANSION


Assured Integrated Reporting 

Fortune® 100 Aerospace and defense company

10 year long loyal SEC customer

Existing SEC + GRC + Global statutory reporting customer

PLATFORM ACCOUNT EXPANSION

Assured Integrated Reporting 

Privately held IT infrastructure services provider

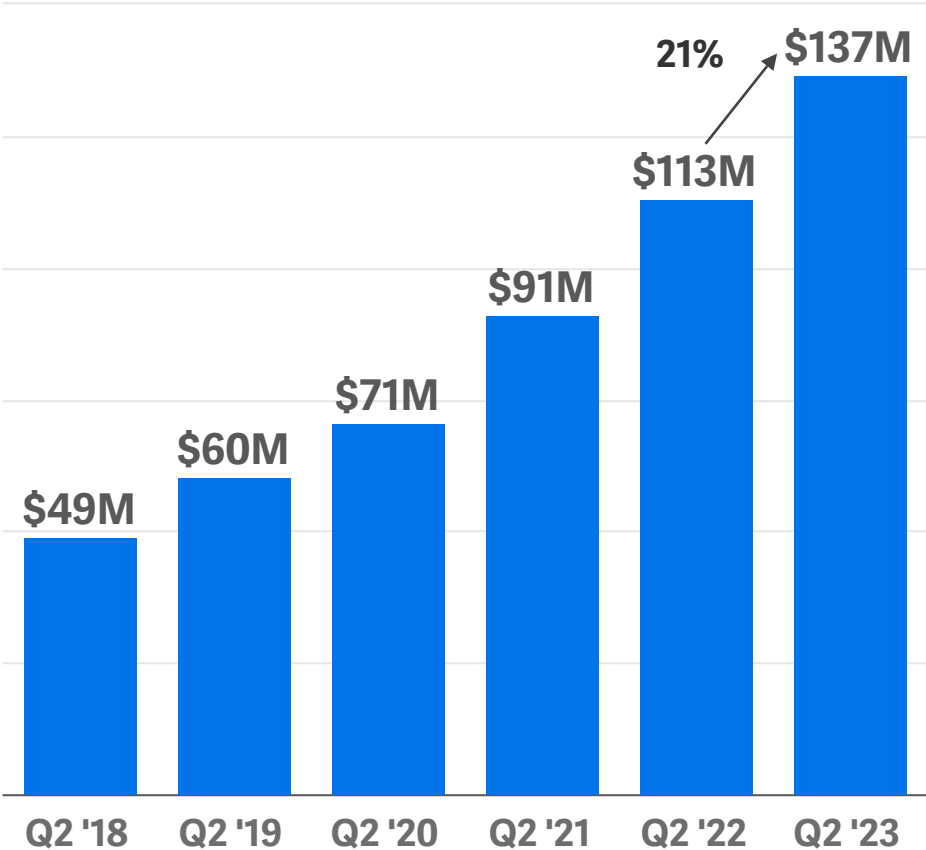
Existing ESG + GRC Customer

Purchased - Private company reporting + Global statutory reporting + Management reporting

Big 4 partner sourced and partner delivery

Q2 2023 Highlights

Subscription Revenue

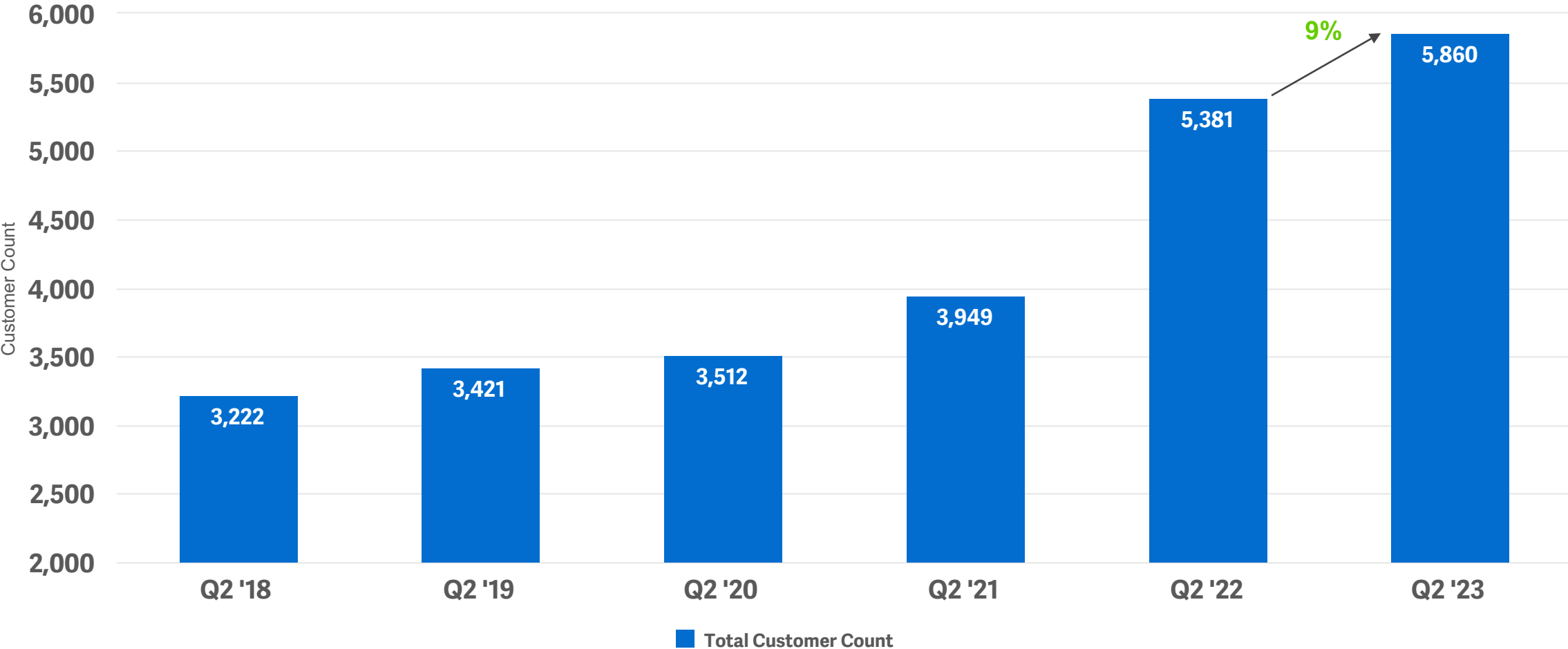


= **21%** Q2 '23 Subscription Revenue Growth

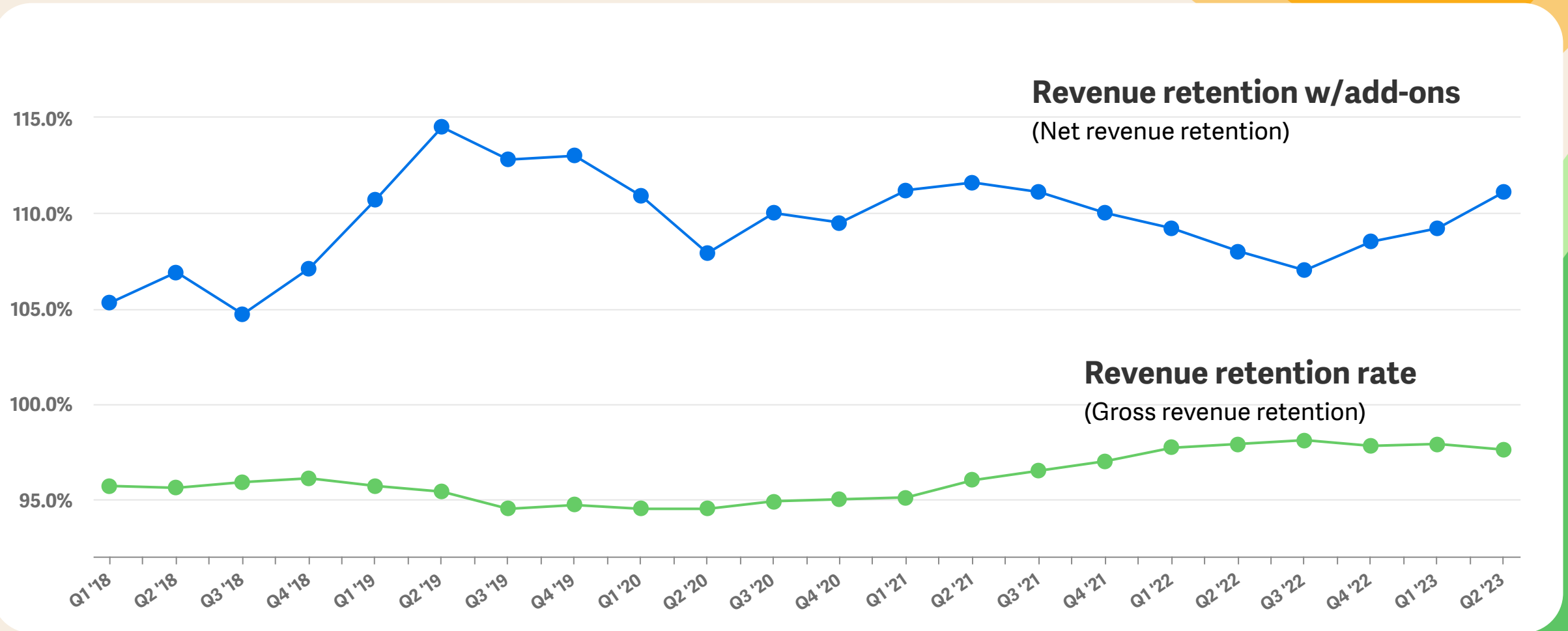
= **98%** Q2 '23 Gross dollar retention

= **111%** Q2 '23 Net dollar retention with add-ons

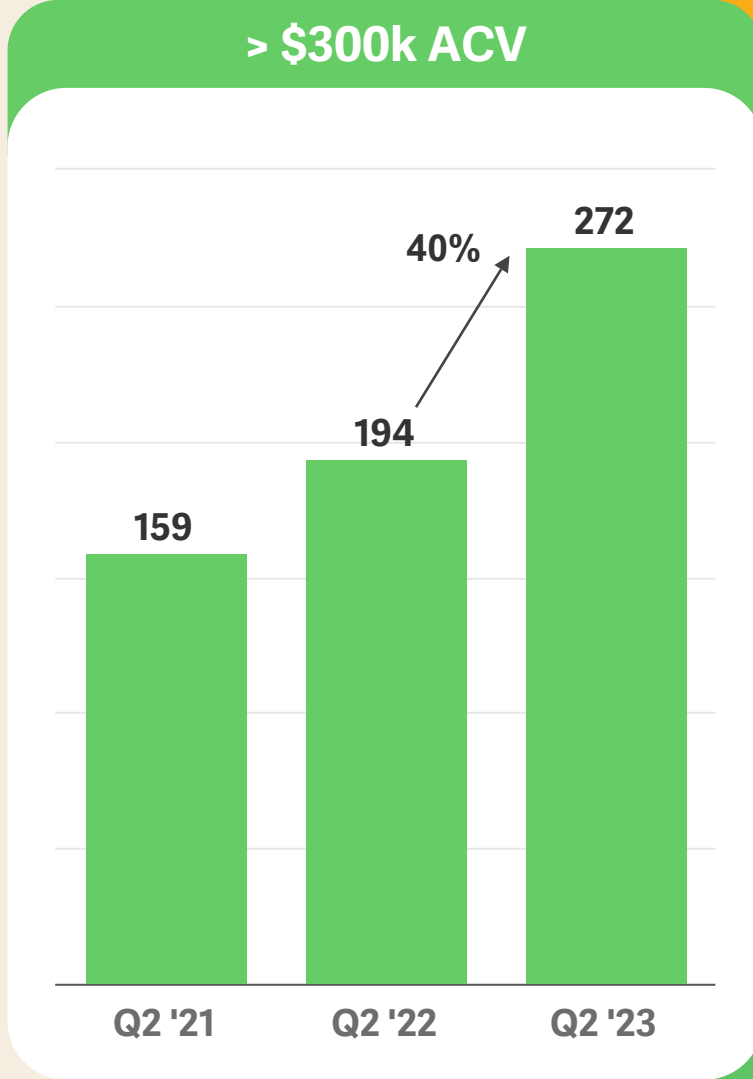
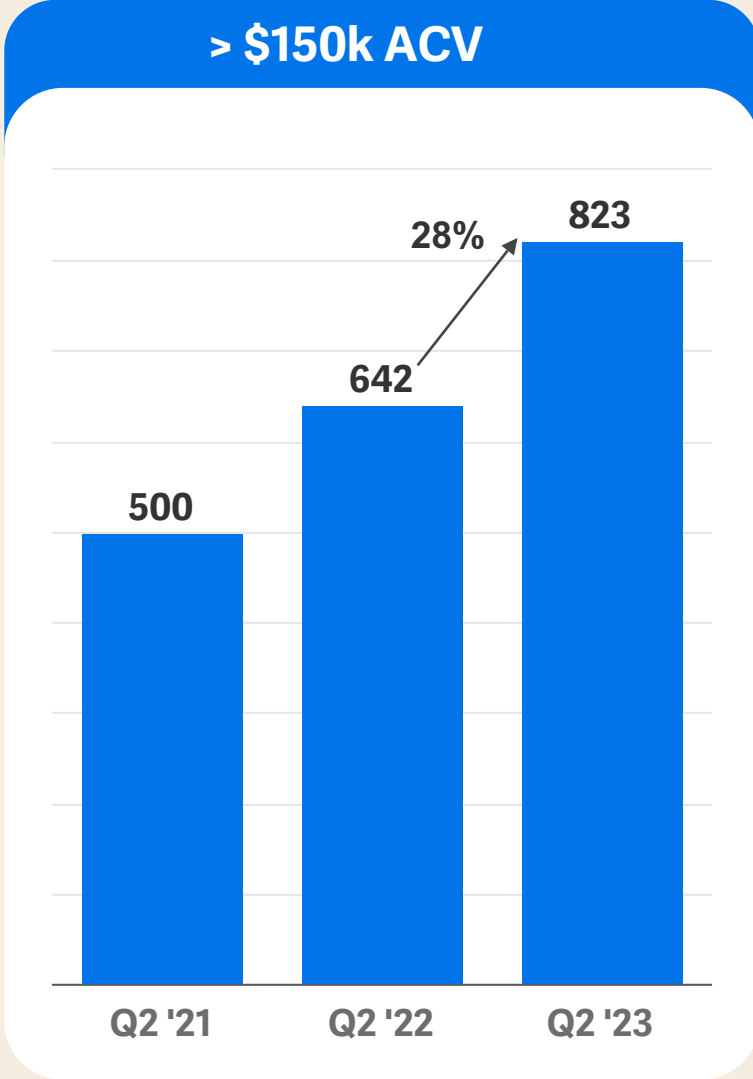
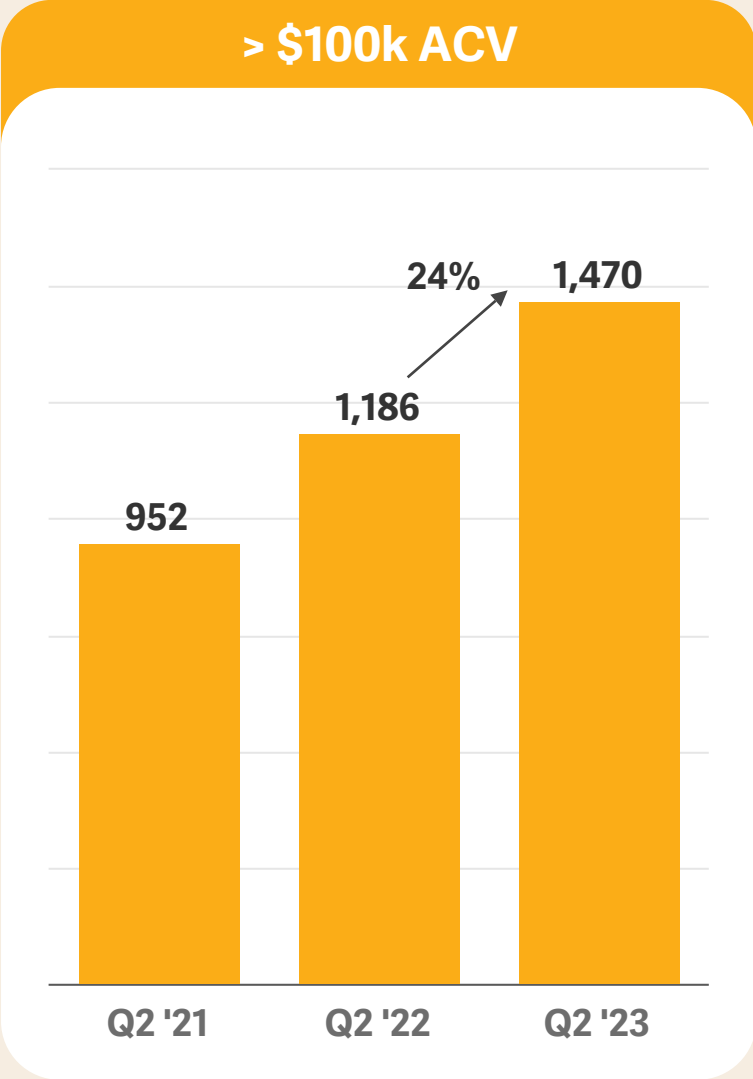
Accelerating Growth in New Customer Logos



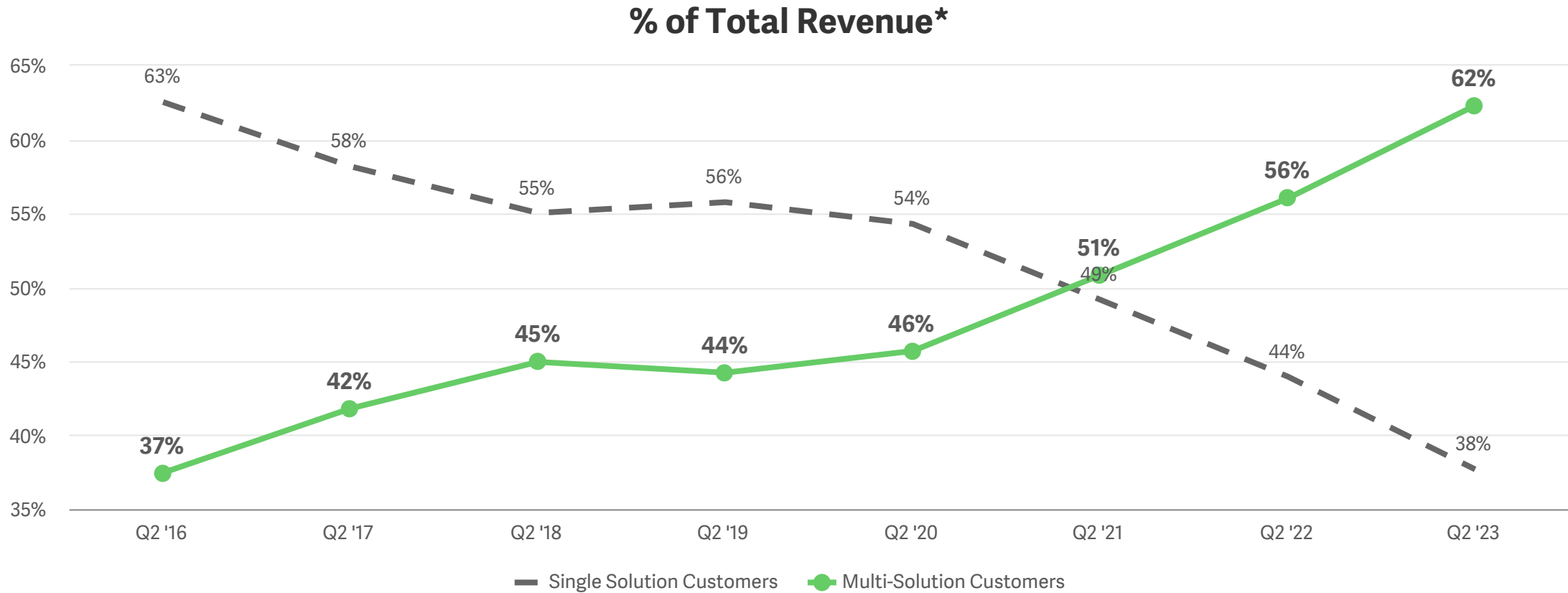
Revenue Retention Remains Strong



Growth in Large ACV Customers

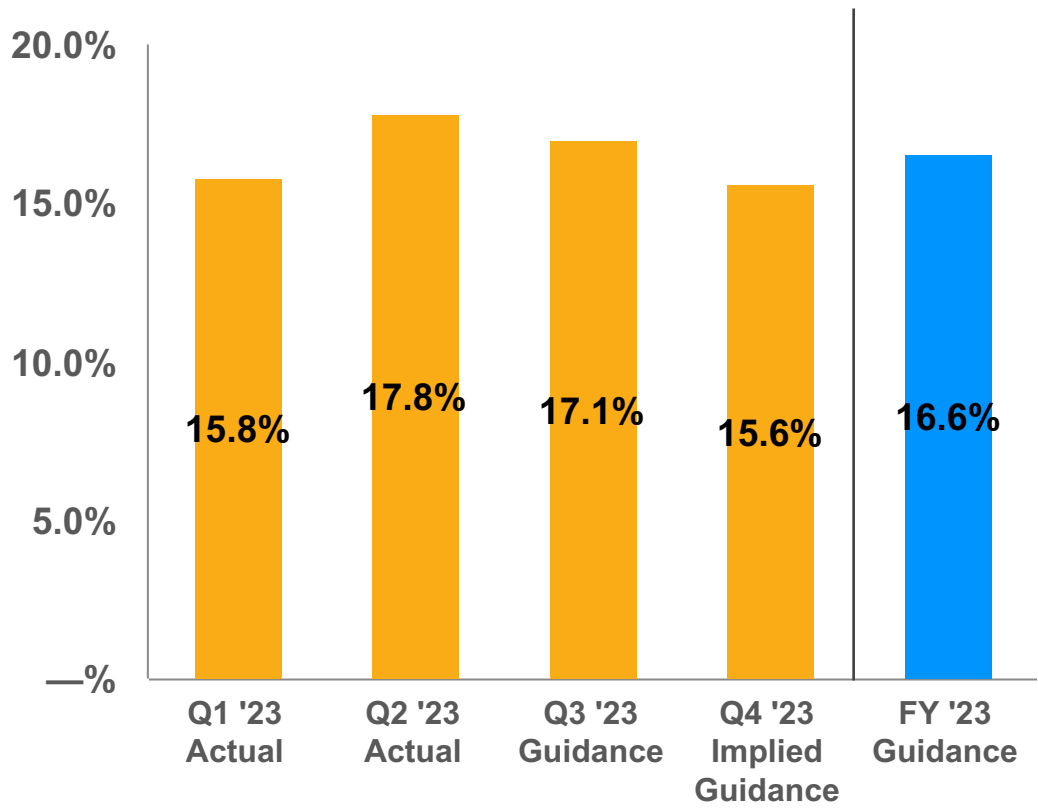


Solution Expansion by Revenue

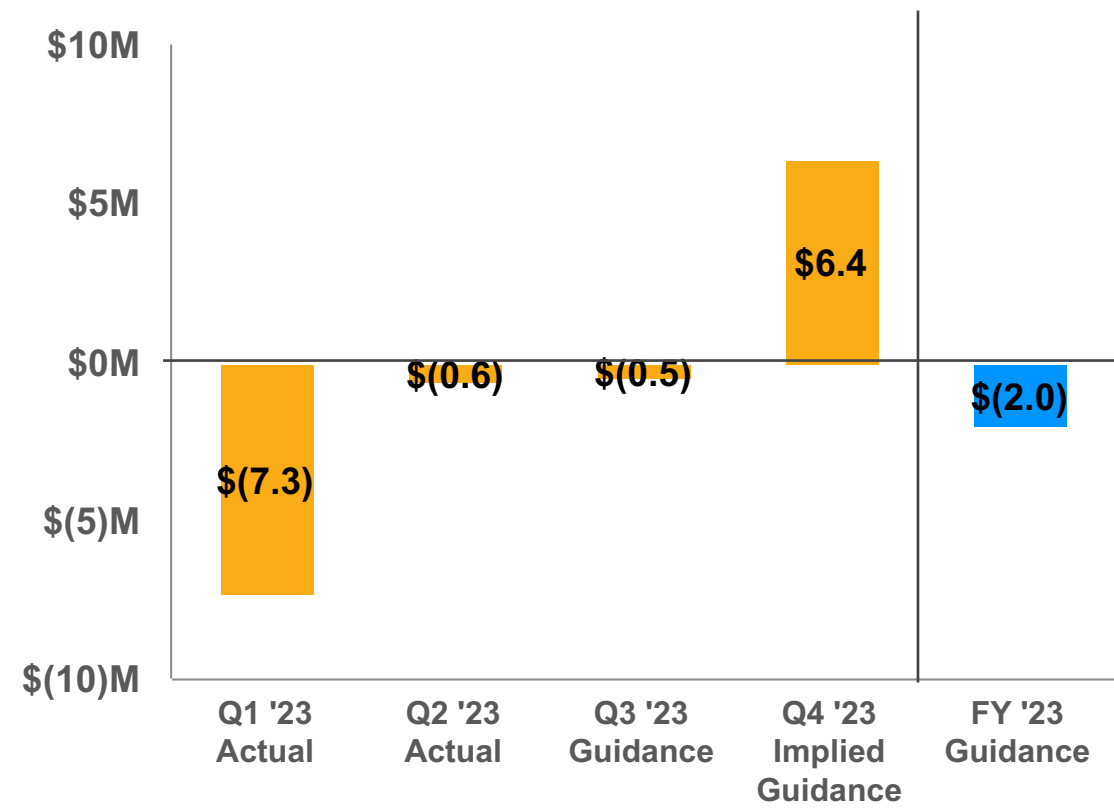


2023 Guidance Summary*

Total Revenue Growth Rate



Non-GAAP Operating Profit/Loss



*Guidance at Mid-Point

Operating Model

Percentage of Revenue	2019-A	2020-A	2021-A	2022-A	2023 YTD	2027-Target
Subscription & support revenue	83%	84%	86%	86%	87%	~92%
Professional services revenue	17%	16%	14%	14%	13%	~8%
Consolidated gross margin*	73%	75%	78%	77%	76%	~82%
Research & development*	27%	25%	24%	25%	25%	~19%
Sales & marketing*	37%	38%	37%	42%	42%	~32%
General & administrative*	11%	10%	12%	12%	11%	~9%
Operating Margin — Non GAAP	(3)%	2%	5%	(2)%	(3)%	~22%

*Non-GAAP

Non-GAAP Reconciliation

Reconciliation of GAAP to Non-GAAP - presented as a percentage of revenue

	2019	2020	2021	2022	2023-YTD
Gross margin	72%	74%	77%	76%	75%
Add back: Stock-based compensation	1%	1%	1%	1%	1%
Gross margin, non-GAAP	73%	75%	78%	77%	76%
Research and development	30%	27%	26%	28%	29%
Less: Stock-based compensation	3%	2%	2%	2%	3%
Less: Amortization of acquisition-related intangibles	—%	—%	—%	1%	1%
Research and development, non-GAAP	27%	25%	24%	25%	25%
Sales and marketing	40%	41%	40%	46%	47%
Less: Stock-based compensation	3%	3%	3%	4%	5%
Less: Amortization of acquisition-related intangibles	—%	—%	—%	—%	—%
Sales and marketing, non-GAAP	37%	38%	37%	42%	42%
General and administrative	16%	17%	17%	19%	22%
Less: Stock-based compensation	5%	7%	5%	7%	10%
General and administrative, non-GAAP	11%	10%	12%	12%	11%
Loss from operations	(15)%	(11)%	(7)%	(17)%	(23)%
Add back: Stock-based compensation	12%	13%	12%	14%	19%
Add back: Amortization of acquisition-related intangibles	—%	—%	—%	1%	1%
(Loss) income from operations, non-GAAP	(3)%	2%	5%	(2)%	(3)%

Reconciliation of GAAP to Non-GAAP Guidance - (in Thousands)

	Q1 '23	Q2 '23	Q3 '23	Q4 '23	2023
Loss from Operations, GAAP*	\$(46,841)	\$(22,688)	\$(23,500)	\$(14,971)	\$(108,000)
Add back: Stock-based compensation	38,042	20,610	21,500	19,948	100,100
Add back: Amortization of acquisition-related intangibles	1,487	1,497	1,500	1,416	5,900
Net Loss from Operations, non-GAAP*	\$(7,312)	\$(581)	\$(500)	\$6,393	\$(2,000)

*Guidance at Mid-Point